


PTFE / KZ07

PTFE insulated cores, based on: NF C 93-523
 Intended for use as internal wiring of equipment
 250 V AC



Order reference		Conductor				Finished wire				Electrical	
		Nickel Plated Copper (NPC)				PTFE			Weight	DC resistance	DC Current rating
		Size	Stranding	Wire	Core	Tolerance		UTE C 93-523		In free air at 40°C	
Description	Article Number	AWG	mm ²	# x mm	Nom Ø	Nom Ø	Min Ø	Max Ø	Nom g/m	Max Ω/km	Amps
KZ 07-01	0062cc07001	32	0.04	7 x 0.079	0.24	0.53	0.48	0.58	0.7	612	5
KZ 07-02	0062cc07002	30	0.06	7 x 0.102	0.31	0.61	0.56	0.66	1.0	391	7
KZ 07-03	0062cc07003	28	0.09	7 x 0.127	0.38	0.68	0.63	0.73	1.3	225	9
KZ 07-04	0062cc07004	26	0.14	7 x 0.160	0.48	0.79	0.74	0.84	1.9	148	11
KZ 07-05	0062cc07005	24	0.22	7 x 0.203	0.61	0.91	0.86	0.96	2.8	96.5	15
KZ 07-06	0062cc07006	22	0.36	7 x 0.254	0.76	1.06	1.01	1.11	4.1	60.8	20
KZ 07-07	0062cc07007	20	0.60	19 x 0.203	0.96	1.35	1.30	1.40	7.0	35.0	29

Core identification: Replace 'cc' in the article number with 2 digits below to select from available colours

00 Black
11 Brown
22 Red
33 Orange
44 Yellow
55 Green
66 Blue
77 Violet
88 Grey
99 White
29 Pink

Marking Not applicable

Characteristics and key properties

		RoHS REACH LVD		Current rating IEC 60287	Fluid resistant Fuel Oil Water		Flame resistant		Smoke free	MBR Fixed = 5x Ø Flexing = 10x Ø
Complies with NF C 93-523								Temp low -65°C	Temp >20,000 hrs +260°C	

DISCLAIMER: Information is indicative and cannot be considered a binding representation or warranty for products and their use. Valid at the time of publication, it is subject to change without notice. Data indicates nominal values in millimetres (mm) unless otherwise stated.