


## PTFE / E NPC

PTFE insulated cores, based on: NEMA HP-3  
Intended for use as internal wiring of equipment  
600 V AC



Order reference		Conductor				Finished wire				Electrical	
		Nickel Plated Copper (NPC)				PTFE			Weight	DC resistance	DC Current rating In free air at 40°C
		Size	Stranding	Wire	Core	Tolerance					
Description	Article Number	AWG	mm <sup>2</sup>	# x mm	Nom Ø	Nom Ø	Min Ø	Max Ø	Nom g/m	Max Ω/km	Amps
E 3201 NPC	412cc3201	32	0.03	1 x 0.203	0.20	0.74	0.64	0.84	1.1	580	5
E 3207 NPC	412cc3207		0.04	7 x 0.079	0.24	0.76	0.66	0.86	1.2	610	
E 3219 NPC	412cc3219		0.04	19 x 0.051	0.25	0.76	0.66	0.86	1.3	587	
E 3001 NPC	412cc3001	30	0.05	1 x 0.254	0.25	0.76	0.66	0.86	1.3	360	6
E 3007 NPC	412cc3007		0.06	7 x 0.102	0.30	0.81	0.71	0.91	1.5	360	
E 3019 NPC	412cc3019		0.06	19 x 0.064	0.32	0.81	0.71	0.91	1.5	367	
E 2801 NPC	412cc2801	28	0.08	1 x 0.320	0.32	0.84	0.74	0.94	1.7	227	8
E 2807 NPC	412cc2807		0.09	7 x 0.127	0.38	0.89	0.79	0.99	2.0	221	
E 2819 NPC	412cc2819		0.09	19 x 0.079	0.39	0.89	0.79	0.99	2.0	227	
E 2601 NPC	412cc2601	26	0.13	1 x 0.404	0.40	0.91	0.81	1.01	2.3	143	11
E 2607 NPC	412cc2607		0.14	7 x 0.160	0.48	0.99	0.89	1.09	2.7	138	
E 2619 NPC	412cc2619		0.16	19 x 0.102	0.48	1.00	0.90	1.10	2.8	134	
E 2401 NPC	412cc2401	24	0.20	1 x 0.511	0.51	1.02	0.92	1.12	3.1	89.5	15
E 2407 NPC	412cc2407		0.22	7 x 0.203	0.60	1.12	1.02	1.22	3.7	85.3	
E 2419 NPC	412cc2419		0.24	19 x 0.127	0.60	1.13	1.03	1.23	3.9	82.6	
E 2201 NPC	412cc2201	22	0.32	1 x 0.643	0.64	1.15	1.05	1.25	4.4	56.4	19
E 2207 NPC	412cc2207		0.36	7 x 0.254	0.76	1.27	1.17	1.37	5.2	53.1	
E 2219 NPC	412cc2219		0.38	19 x 0.160	0.76	1.30	1.20	1.40	5.5	51.5	
E 0,5 NPC	412cc0050	-	0.50	19 x 0.185	0.88	1.45	1.40	1.50	7.0	40.1	26
E 2001 NPC	412cc2001	20	0.52	1 x 0.813	0.81	1.32	1.22	1.42	6.5	35.4	26
E 2007 NPC	412cc2007		0.56	7 x 0.320	0.96	1.47	1.37	1.57	7.5	33.4	
E 2019 NPC	412cc2019		0.60	19 x 0.203	0.96	1.47	1.37	1.57	8.1	31.7	
E 0,75 NPC	412cc0075	-	0.75	24 x 0.200	1.13	1.65	1.60	1.70	10	26.7	34
E 1801 NPC	412cc1801	18	0.82	1 x 1.024	1.02	1.54	1.44	1.64	9.6	22.2	34
E 1807 NPC	412cc1807		0.88	7 x 0.404	1.21	1.75	1.65	1.85	12	21.0	
E 1819 NPC	412cc1819		0.96	19 x 0.254	1.20	1.75	1.65	1.85	12	19.7	
E 1601 NPC	412cc1601	16	1.30	1 x 1.287	1.29	1.87	1.77	1.97	15	14.0	45
E 1619 NPC	412cc1619		1.23	19 x 0.287	1.36	2.03	1.93	2.13	16	15.5	
E 1,5 NPC	412cc0150	-	1.50	30 x 0.250	1.50	2.15	2.10	2.20	18	13.7	49
E 1419 NPC	412cc1419	14	1.87	19 x 0.361	1.70	2.42	2.32	2.52	23	9.81	59
E 2,5 NPC	412cc0250	-	2.50	50 x 0.250	1.95	2.58	2.53	2.63	28	8.21	68
E 1219 NPC	412cc1219	12	3.02	19 x 0.455	2.14	2.90	2.80	3.00	34	6.16	79

Core identification: Replace 'cc' in the article number with 2 digits below to select from available colours

00 Black 11 Brown 22 Red 33 Orange 44 Yellow 55 Green 66 Blue 77 Violet 88 Grey 99 White 29 Pink

Marking Not applicable

### Characteristics and key properties

		RoHS REACH LVD		<b>Current rating</b> IEC 60287	<b>Fluid resistant</b> Fuel Oil Water		<b>Flame resistant</b>		<b>Smoke free</b>	<b>MBR</b> Fixed = 5x Ø Flexing = 10x Ø
<b>Complies with</b> NEMA HP-3								<b>Temp low</b> -65°C	<b>Temp</b> >20,000 hrs +260°C	

DISCLAIMER: This document and its content remain the property of Habia Cable. It may not be used, copied or provided to any other party than the intended recipient, without prior written permission from Habia Cable. The product shown is intended for professional use and is subject to the user's own evaluation for any particular purpose. Information provided indicates nominal, indicative values and cannot be considered a binding representation or warranty for products and their use. Information is considered valid at the time of publication and is subject to change without notice.