


PTFE / B-ET-TE

PTFE insulated and sheathed pairs, triples & quads to BS 3G 210 Type AM & Def Stan 61-12 Pt 8
Intended for use as internal wiring of equipment
300/500 V AC

Order reference		Cores				Finished cable			Electrical	
	No. of cores	Silver Plated Copper (SPC)		PTFE	N/A	PTFE	Weight	DC Resistance	DC Current rating	
		Size	Conductor	Insulation	Shield/s	Sheath/s		BS 3G 210	In free air at 40°C	
Description	Article Number	Lay up	AWG	Nom Ø	Nom Ø	Nom Ø	Nom Ø	Max g/m	Max Ω/km	Amps
B-ET 3207 TE 2	70390123207	2	32	0.24	0.54	-	1.78	4.75	580.00	1.0
B-ET 3007 TE 2	70390123007		30	0.30	0.60	-	1.90	5.53	367.00	1.5
B-ET 2807 TE 2	70390122807		28	0.36	0.68	-	2.02	6.40	253.00	2.5
B-ET 2607 TE 2	70390122607		26 (7s)	0.45	0.75	-	2.20	7.93	165.00	3.0
B-ET 2619 TE 2	70390122619		26 (19s)	0.45	0.75	-	2.30	8.75	135.00	4.0
B-ET 2407 TE 2	70390122407		24 (7s)	0.60	0.90	-	2.50	10.78	91.80	5.0
B-ET 2419 TE 2	70390122419		24 (19s)	0.60	0.90	-	2.50	10.68	93.30	5.0
B-ET 2219 TE 2	70390122219		22	0.75	1.05	-	2.80	14.24	61.00	6.5
B-ET 2019 TE 2	70390122019		20	1.00	1.30	-	3.30	21.00	33.80	9.0
B-ET 3207 TE 3	70390133207	3	32	0.24	0.54	-	1.87	5.80	580.00	1.0
B-ET 3007 TE 3	70390133007		30	0.30	0.60	-	2.00	6.87	367.00	1.5
B-ET 2807 TE 3	70390132807		28	0.38	0.68	-	2.13	8.08	253.00	2.0
B-ET 2607 TE 3	70390132607		26 (7s)	0.45	0.75	-	2.33	10.23	165.00	3.0
B-ET 2619 TE 3	70390132619		26 (19s)	0.48	0.75	-	2.44	11.39	135.00	3.5
B-ET 2407 TE 3	70390132407		24 (7s)	0.60	0.90	-	2.65	14.25	91.80	4.0
B-ET 2419 TE 3	70390132419		24 (19s)	0.60	0.90	-	2.65	14.09	93.30	4.0
B-ET 2219 TE 3	70390132219		22	0.75	1.05	-	2.98	19.19	61.00	5.5
B-ET 2019 TE 3	70390132019		20	1.00	1.30	-	3.52	28.96	33.80	7.5
B-ET 3207 TE 4	70390143207	4	32	0.24	0.54	-	2.03	7.04	580.00	1.0
B-ET 3007 TE 4	70390143007		30	0.30	0.60	-	2.17	8.37	367.00	1.5
B-ET 2807 TE 4	70390142807		28	0.38	0.68	-	2.31	9.89	253.00	2.0
B-ET 2607 TE 4	70390142607		26 (7s)	0.48	0.75	-	2.54	12.75	165.00	2.5
B-ET 2619 TE 4	70390142619		26 (19s)	0.48	0.75	-	2.66	14.25	135.00	3.0
B-ET 2407 TE 4	70390142407		24 (7s)	0.60	0.90	-	2.90	18.00	91.80	4.0
B-ET 2419 TE 4	70390142419		24 (19s)	0.60	0.90	-	2.90	17.79	93.30	4.0
B-ET 2219 TE 4	70390142219		22	0.75	1.05	-	3.26	24.44	61.00	5.0
B-ET 2019 TE 4	70390142019		20	1.00	1.30	-	3.87	37.36	33.80	7.0

Cable identification

Cores 1st: Red, 2nd: Blue, 3rd: Yellow, 4th: Green





Sheath White



Marking None

Characteristics and key properties

		RoHS REACH LVD		Current rating BS 3G 210	Fluid resistant Fuel Oil Water		Flame resistant		Smoke free	MBR Fixed = 5x Ø Flexing = 10x Ø
Approval BS 3G 210 Type AM	Approval Def Stan 61-12 Part 8							Temp low -75°C	Temp >20,000 hrs +190°C	

DISCLAIMER: Information is indicative and cannot be considered a binding representation or warranty for products and their use. Valid at the time of publication, it is subject to change without notice. Data indicates nominal values in millimetres (mm) unless otherwise stated.